

Autonomous Group

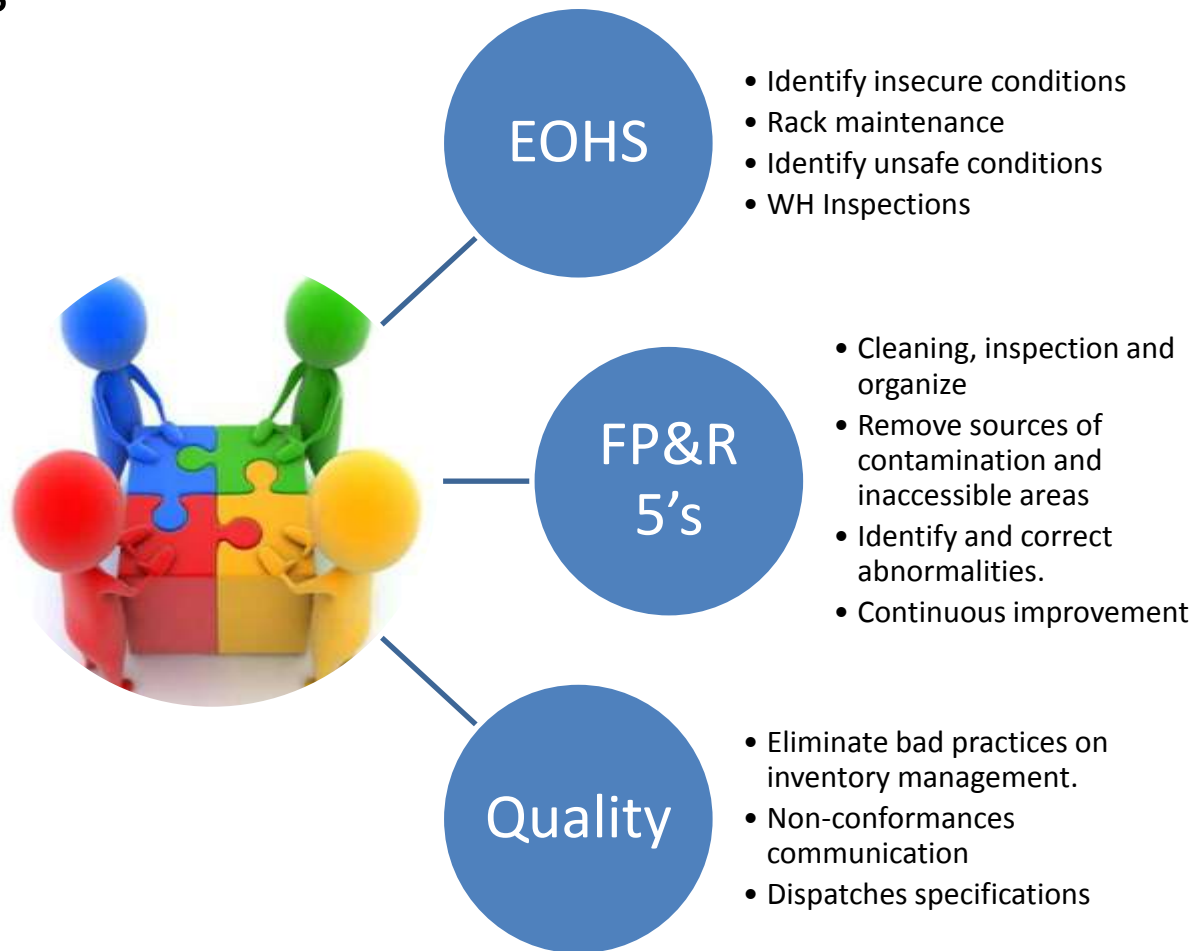
Central America

Autonomous Groups

- ❖ Objective:
 - ❖ Operate safely, in a clean and tidy working environment, taking care not only the quality of our team but also of our products, creating highly productive work teams.
- ❖ They are small groups of employees, no over time and formally integrated into the structure of the Organization. They have a physically defined area, a complete set of interdependent tasks; all subjects must possess the skills needed to perform them, which gives the team tremendous flexibility .
- ❖ The development of effective teamwork requires its members not only the knowledge and mastery of the issues and technical skills, but also a set of social skills that complement them.

Autonomous Groups

❖ Benefits



Autonomous Groups

...Benefits

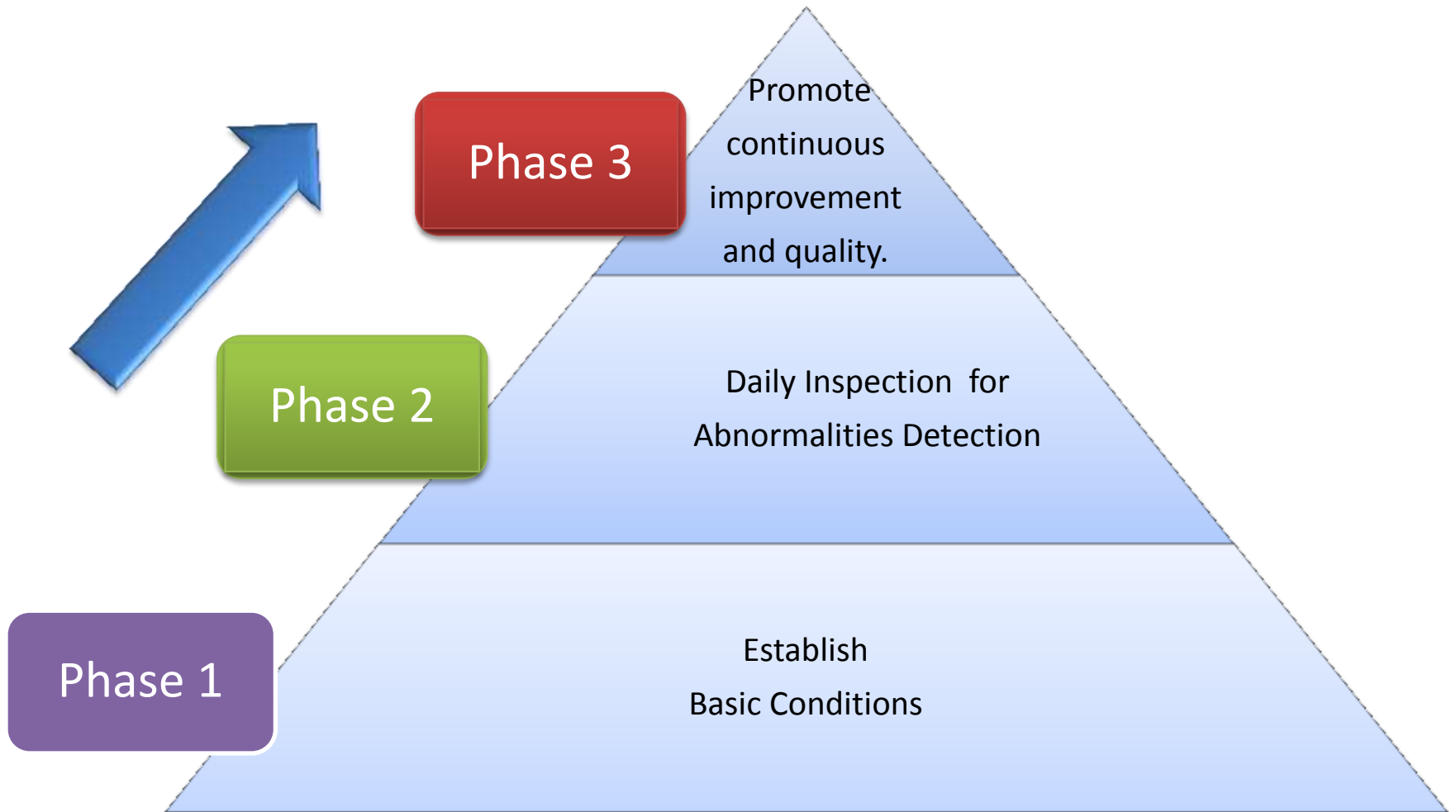
- Involve all the workforce in the WH process, motivating to a collaborative environment
- Visual areas accomplish with FP&R standards
- Cost avoidance in maintenance and repairs

Autonomous Groups

❖ Initiative Description / Methodology

- ❖ Autonomous groups in the warehouse is based on the Autonomous Maintenance Standard, of FP&R Program that applies to the factory, adapted to warehousing operations.
- ❖ This program not only includes equipment/assets or areas, but also improvement of process.
- ❖ All the tasks and meetings are perform during working time on low volume days, no overtime increase required or extra-personnel is hired to implement this program.
- ❖ The working methodology is based on the tree fundamentals of Operational Excellence and seeks to ensure that the operator understands and works autonomously to solve the problems of their area, identifying opportunities and achieving continuous improvement.

Autonomous Group Steps



Autonomous Group Steps

Phase 1

Establish Basic Conditions

Step 3

- Step 3 – Establish Standards for Cleaning, Inspection and order, as well as all the processes for the DC.

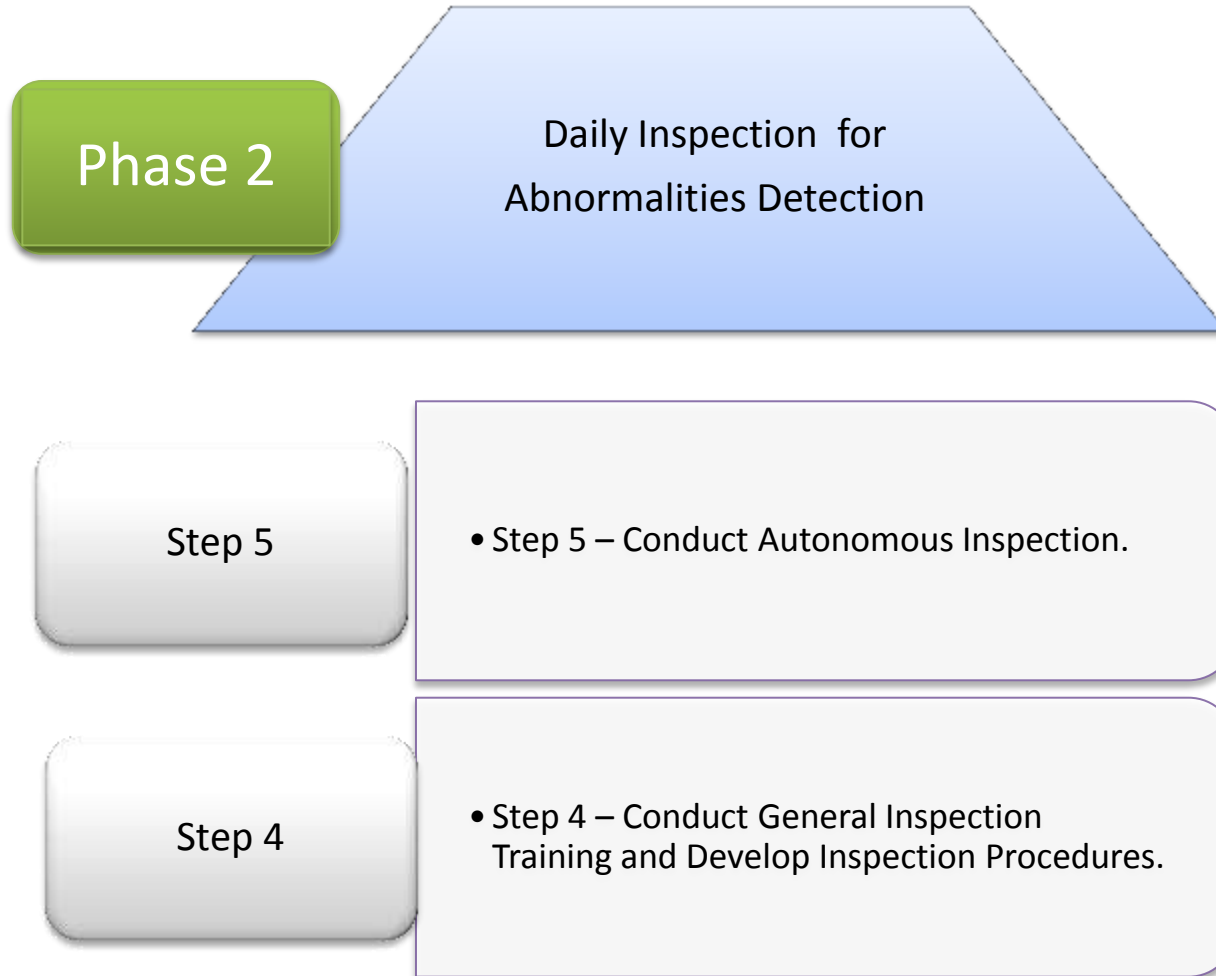
Step 2

- Step 2 – Eliminate sources of contamination and Inaccessible Areas.

Step 1

- Step 1 – Complete the initial cleaning.

Autonomous Group Steps



Autonomous Group Steps

Phase 3

Promote
continuous
improvement
and quality.

Step 7

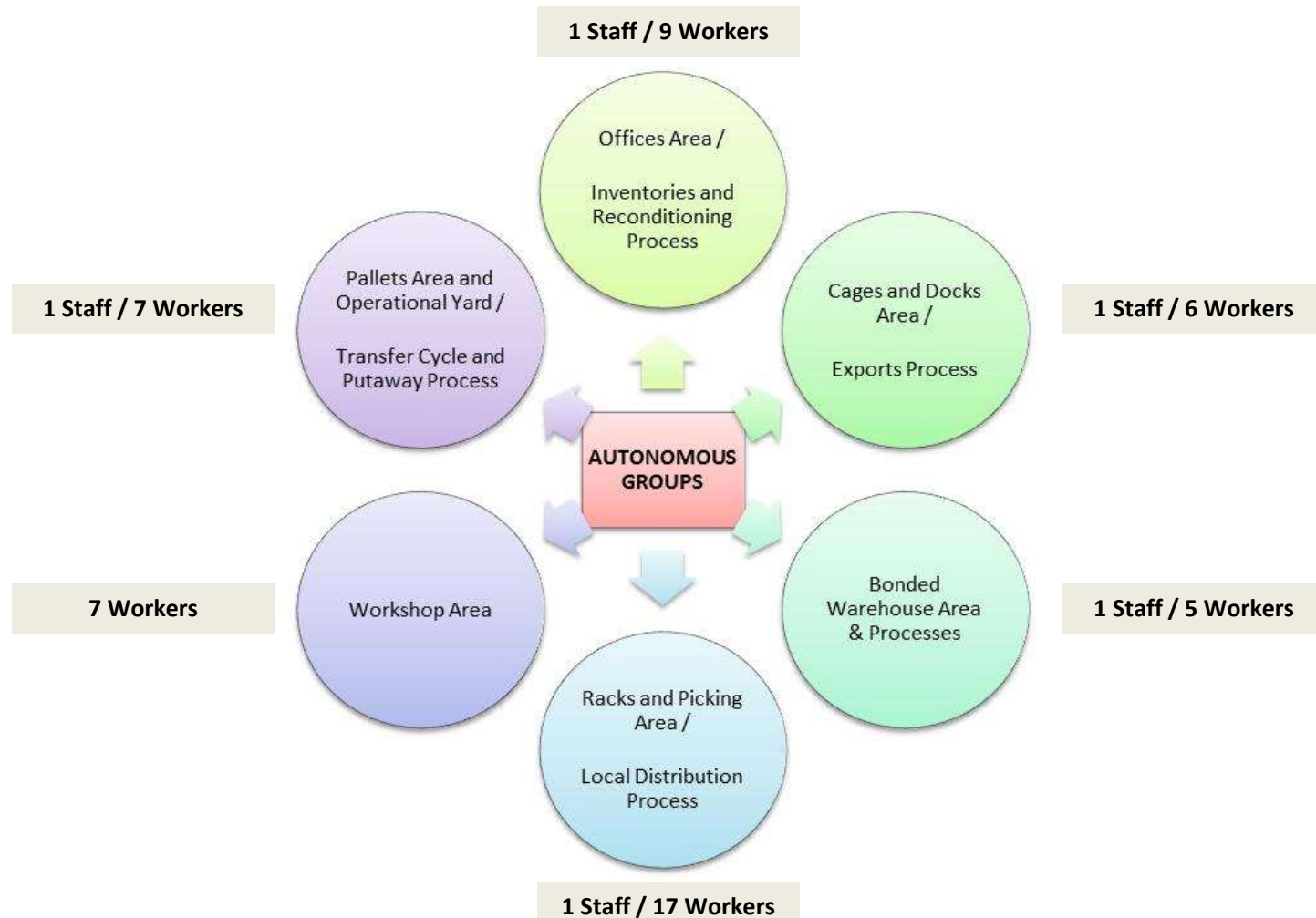
- Step 7 – Fully Implemented (On-going Autonomous General Inspection and Standardization) for all areas and processes in the WH.

Step 6

- Step 6 – Workplace Management and Control (Quality Improvement and Standardization)

Autonomous Groups

- ❖ In our warehouse we conform 6 groups, each led by one staff member and one leader of the team.
- ❖ Each group has a physical area and a process assigned.





Initial Cleaning Activities...

Lugar: CDR

Fecha: Febrero 2014

Área: Oficinas

Realizado por: Grupo Autonomo

Impacto de la mejora:

EOHS

Calidad

Productividad

Otro



Oportunidad:

Desorden de documentación de bodega GT10

Mejora:

Se ordenó la documentación y se delimitó el área asignada

Resultados:

Tener la documentación ordenada y disponible en cualquier momento.

Lugar: CDR

Fecha: Marzo 2014

Área: Área de Taller

Realizado por: Grupo Autónomo

Impacto de la mejora:

EOHS

Calidad

Productividad

Otro



Oportunidad:

Láminas con suciedad y hollín.

Mejora:

Se limpió el hollín.

Resultados:

Instalaciones limpias, las cuales permiten detectar problemas mecánicos.

Lugar: CDR

Fecha: Marzo 2014

Área: Área de Bodega Fiscal

Realizado por: Grupo Autónomo

Impacto de la mejora:

EOHS

Calidad

Productividad

Otro



Oportunidad:

Área que no tiene baranda en este paso peatonal, debe ser pintado con rojo y blanco

Mejora:

Se pintó de rojo y blanco de acuerdo al estándar de Fábrica Visual.

Resultados:

Mejora en superficies para caminar en Bodega Fiscal y mejora en control visual del área

Lugar: CDR

Fecha: Diciembre 2013

Área: Bodega Fiscal

Realizado por: Grupo Autonomo

Impacto de la mejora:

EOHS

Calidad

Productividad

Otro



Oportunidad:

Desorden de materiales de empaque
A un costado de Bodega Fiscal

Mejora:

Se ordeno y limpio el área

Resultados:

Mejora en EOHS y Control Visual



WH Autonomous Groups

100% of GT Warehouse Certified in Step 1



Jun'14

Dec'14

•Evaluation Step 1

•Evaluation Step 1 and 2



WH Autonomous Groups

Metrics Implemented

FP&R STD #	FP&R STANDARD	GLOBAL OR STANDARD LEVEL KPIs	UNIT	PERIOD 2014				
				Jan	Feb	Mar	Apr	May
004	Autonomous Maintenance	Small Groups Meeting Schedule Adherence	%	92%	83%	83%	75%	92%
		Lines with Standard work (Cleaning, Inspection & Lubrication)	%	83%	100%	100%	100%	100%
		Number of Problem Tags Generated	#	9	5	5	1	24
		Percentage of Problem Tags Resolved	%	78%	140%	60%	100%	50%
		% Problem Tags resolved by Operators	%	71%	86%	100%	100%	60%

Our Goal!!

Be the first Distribution Center worldwide working under Autonomous Groups.

Be an example, be motivation!

Autonomous Groups

- ❖ Gustavo Batres (project leader)
 - ❖ Ph: +502-2423-9361
 - ❖ Email: gustavo_batres@colpal.com
- ❖ Mario Mendez (FP&R coordinator)
 - ❖ Ph: +502-2423-9494
 - ❖ Email: mario_mendez@colpal.com
- ❖ Carlos Arriola (WH Mngr.)
 - ❖ Ph: +502-2423-9328
 - ❖ Email: carlos_arriola@colpal.com